

iQ500, Integrated Design Hood, 90 cm,
clear glass black printed
LJ97BAM60B

B



Seamlessly integrated design hood for maximum use of storage space in your cupboards.

- ✓ Intensive setting revert - Peak performance when steam escapes, and an automatic revert after a few minutes.
- ✓ Storage space - Store up to 10 kg on each side of the hood.
- ✓ touchControl Plus - Easy control of the program settings and light functions.
- ✓ LED lights: for optimal visibility and ambience while cooking.

Features

Technical Data

Typology : Built-in/Built-under
Approval certificates : CE, E17D UKCA marking, VDE
Length of electrical supply cord : 130 cm
Required niche size for installation (HxWxD) : 340mm x 860.0mm x 300mm mm
Height of product, without chimney : 60 mm
Minimum distance above an electric hob : 430 mm
Minimum distance above a gas hob : 650 mm
Net weight : 10.4 kg
Type of control : Electronic
Maximum output air extraction : 460 m³/h
Boost position output recirculating : 652 m³/h
Maximum output recirculating air : 451 m³/h
Boost position air extraction : 749 m³/h
Number of lights (Stck) : 3
Noise level : 63 dB(A) re 1 pW
Diameter of air outlet : 120 / 150 mm
Grease filter material : Washable stainless steel
EAN code : 4242003906385
Connection rating : 259 W
Voltage : 220-240 V
Frequency : 50 Hz
Plug type : GB plug
Installation type : Built-in

Optional accessories

LZ11XC16	Clean Air Plus recirc. kit external
LZ11XB16	Clean Air Plus odor filter (replacement)
LZ11TD11	Long Life recirculation kit external



iQ500, Integrated Design Hood, 90 cm, clear glass black printed LJ97BAM60B

Features

Variant

- 90 cm wide
- Installation: Cupboard 90 cm
- Suitable for ducted and re-circulating operation
- For recirculated extraction various recirculation kits are available as optional accessories.

Design

- Flush-fitted installation for a seamless integration in wall cupboards.
- Space efficient compact design for extra storage possibilities on the hood, up to max. 10 kg storage weight per side.
- Glass panel with touch control for an easy operation and enhanced vapor capture.
- Extraction and lighting are automatically turned on and off by opening and closing the glass panel.
- Lighting can also be turned on and off when the glass panel is closed by quick hand touch on control panel.

Features

- Electronic control via touchControl
- 3 x power levels plus intensive setting
- softLight with dimmer function
- 3 x 2 W LED lights
- Colour Temperature: 3500 K
- Light Intensity: 517 lux
- Automatic intensive revert
- Automatic intensive revert (6mins)
- Steel filter cover
- 2 x metal grease filter cassettes
- Easy to clean smooth surfaces and materials.

Performance

- Extraction rate according to EN 61591 ø 15 cm:
- max. Normal use: 460 m³/h
- Intensive: 749 m³/h
- Noise level according to EN 60704-3 and EN 60704-2-13 exhaust air:
- Max. normal use: 63 dB(A) re 1 pW
- Intensive: 73 dB(A) re 1 pW
- Noise max. Normal Level: Noise, max. speed in normal use: 63 dB*
- With the Clean Air Plus recirculation kit (available as optional accessory) your appliances reaches:
- Extraction rate in recirculation mode: Max. normal use: 451 m³/h
- Intensive: 652 m³/h
- Noise level in recirculation mode: Max. normal use: 67 dB(A) re 1 pW
- Intensive: 74 dB(A) re 1 pW

Planning and installation information

- Installation system: IDH comfort installation
- Suitable for installation in bottomless wall cupboards.
- Enclosed spacers for installation in wall cupboards with maximum depth of up to 360 mm.
- Includes mats for hood storage areas, protecting against scratches and to help prevent items moving in this space.
- For installation in higher wall cupboards chimney extensions are available as optional accessories.

- Chimney extensions are compatible with the available recirculation kits.
- Dimensions (HxWxD): 340 x 897 x 298 mm
- Built-in dimensions (HxWxD): 340 x 860 x 300 mm
- Diameter pipe Ø 150 mm (Ø 120 mm enclosed)
- Back-pressure flap: Yes
- Electrical cable length 1.3 m
- Please reference the built-in dimensions provided in the installation drawings

Consumption Data

- Energy Efficiency Class: B (at a range of energy efficiency classes from A+++ to D)
- Average Energy Consumption: 64.7 kWh/year*
- Blower Efficiency Class: B*
- Lighting Efficiency Class: A*
- Grease Filtering Efficiency Class: B*
- Power rating: 259 W

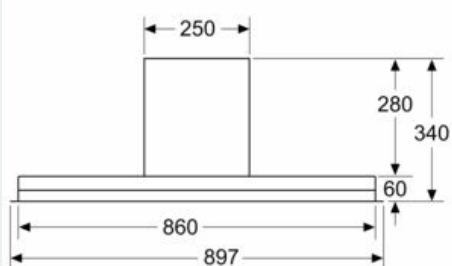
* In accordance with the EU-Regulation No 65/2014

iQ500, Integrated Design Hood, 90 cm, clear glass black printed LJ97BAM60B

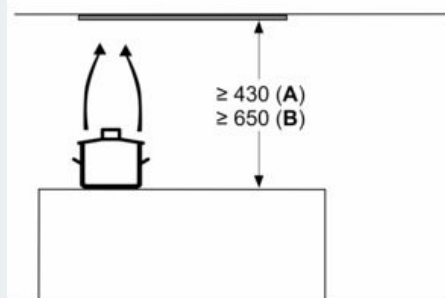
Dimensioned drawings

measurements in mm

Front view



measurements in mm



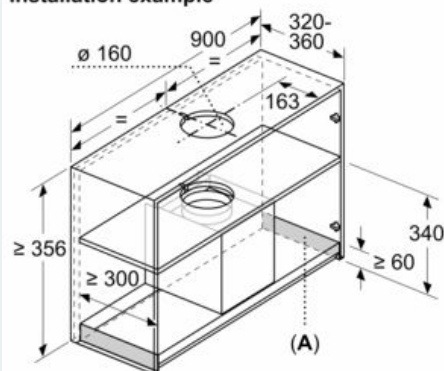
from upper edge of pan support

A: min. 430 electric

B: min. 650 gas

measurements in mm

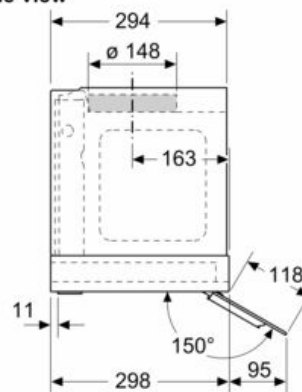
Installation example



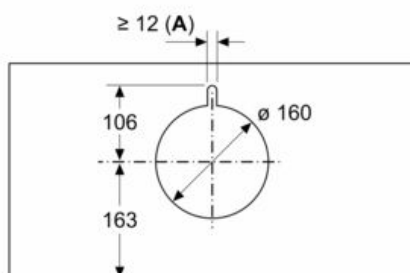
A: Area without hinges

measurements in mm

side view



measurements in mm



A: Cable bushing